

## Warranty Information

### Mad Dogg Athletics, Inc. Limited Warranty Trio® and Trio® QR

Mad Dogg Athletics, Inc. warrants to the original purchaser that the Trio® and Trio® QR Pedals will be free from defects in workmanship and materials. All other Trio and Trio QR parts are covered for one (1) year from the date of purchase (see limitations and exclusions below). This warranty does not cover labor charges associated with replacing covered part(s). Parts replaced under the terms of this warranty will be warranted for the remainder of the original warranty period only. This warranty becomes effective upon the invoice date of the original purchase.

To order replacement part(s), the original purchaser may contact Mad Dogg Athletics, Inc. Product Support at 800-847-SPIN (7746). Proof of purchase or warranty registration may be needed in order for Mad Dogg Athletics, Inc. to verify warranty coverage and issue a Return Materials Authorization (RMA) number. Parts being returned to Mad Dogg Athletics, Inc. for warranty credit must be shipped prepaid, accompanied by a packing list or tag bearing the RMA number, and customer name. No credit will be issued for parts returned without prior authorization from Mad Dogg Athletics, Inc.

Mad Dogg Athletics, Inc. reserves the right to review defective part(s). All costs of shipping defective part(s) to and from Mad Dogg Athletics, Inc. for inspection shall be borne solely by the original purchaser. If Mad Dogg Athletics, Inc. determines, in its sole discretion, that it is impractical to ship defective part(s) to Mad Dogg Athletics, Inc., Mad Dogg Athletics, Inc. may designate, in its sole discretion, a repair facility to inspect and estimate the cost to repair such defective part(s). The cost, if any, of shipping defective part(s) to and from such repair facility and of such estimate shall be borne solely by the original purchaser. Defective part(s) must remain available for inspection until the claim is finalized. Whenever claims are settled, Mad Dogg Athletics, Inc. reserves the right to be subrogated under any existing insurance policies the claimant may have.

#### Limitations and Exclusions

This limited warranty does not apply to cosmetic damage or imperfections that are within design specification(s) or that do not materially alter functionality, or damage due to acts of God, accident, abuse, misuse, negligence, lack of normal maintenance, abnormal service or handling that differs from that specified for this model of pedal, improper installation or operation. In addition, alternation or modification of the product, or repair by anyone other than a Mad Dogg Athletics, Inc. technical representative or authorized service provider will void this warranty. This warranty is valid only in the continental United States.

#### Disclaimer of Warranties; Limitation of Liability

This warranty is in lieu of all other warranties, express or implied, including without limitation the implied warranties of merchantability and fitness for a particular purpose.

Repair or replacement as provided above shall be the sole and exclusive remedy available to the purchaser. Correction of defects, in the manner and for the period of time described above, shall constitute complete fulfillment of all liabilities and responsibilities of Mad Dogg Athletics, Inc. to the purchaser with respect to contract, negligence, strict liability or otherwise. Mad Dogg Athletics, Inc. shall not be liable or in any way responsible for any incidental or consequential damages based upon breach of any express or implied warranty on this product or otherwise. Some states do not allow the exclusion or limitation of implied warranties or incidental or consequential damages, so the above exclusions and limitations may not apply to you. This warranty gives you specific legal rights, and you may also have other rights which may vary from state to state.



www.spinning.com

**North America**  
2111 Narcissus Court  
Venice, CA 90291, USA  
310.823.7008  
800.847.7746

**Europe**  
Industrieweg 20 A,  
3144 CH Maassluis  
The Netherlands  
+31 1059 04508



For more information  
scan on smart phone or visit  
www.spinning.com/trio

THIS PRODUCT COVERED BY US PATENT #6877399 AND PATENTS PENDING.  
© SPIN®, Spinning®, Spinner®, Trio® and the Spinning logo are registered trademarks of Mad Dogg Athletics, Inc.

# SPINNING®

## OWNER'S MANUAL

### TRIO® AND TRIO® QR PEDAL SYSTEM

Thank you for purchasing the Spinning Trio® pedal system, the most durable and functional dual-sided pedals available. Specifically designed for use on Spinner® indoor cycling bikes, the Trio and Trio QR pedals incorporate heavy-duty sealed bearings and an oversized axle to deliver the best-in-class performance you expect from Spinning, the worldwide leader in indoor cycling bikes and accessories. Please follow these instructions to ensure proper installation of the RIGHT and LEFT pedal on your bike. Follow all maintenance and service instructions for optimum ongoing performance. If you have any questions regarding the installation or maintenance of your Trio pedals, visit us at [www.spinning.com/trio](http://www.spinning.com/trio) or call one of our customer service specialists at 800-847-SPIN (7746).

### WARNING

The Spinning Trio® and Trio® QR pedals are specifically designed for use on Spinner® indoor cycling bikes and are not intended for use on outdoor bicycles. The Spinning Trio and Trio QR do not have reflectors to enhance the visibility of outdoor bicycles at night and do not provide adequate clearance to the ground. It is important to keep the Trio® pedal system clean and inspect pedals monthly for any damage, loose parts or other signs of wear and tear that could cause breakdowns or part failures. Any pedal that shows signs of worn or damaged parts should be removed from service immediately.

### MAINTENANCE AND SERVICE

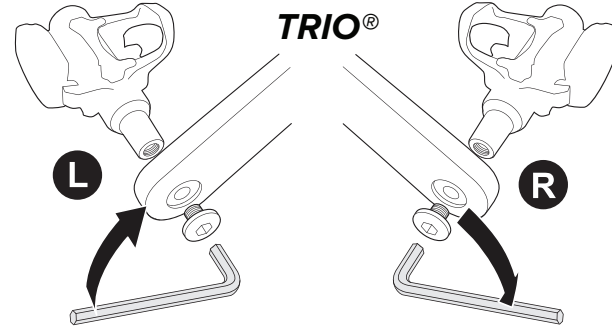
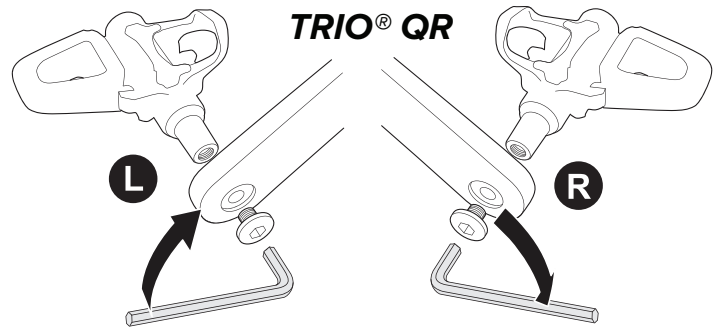
The Trio pedal system is designed for commercial use and should be kept clean to ensure proper engagement of cleats. Inspect and lubricate pedals on a regular basis.

- Use **Spintech®** lubricant on moving parts and springs to ensure easy engagement and disengagement of cleats
- Check pedal straps for excessive wear and replace if straps are frayed or if the pedal straps slip in buckle
- Pedals should be serviced in the event that any parts become loose or the pedals feel rough, tight or loose when turned

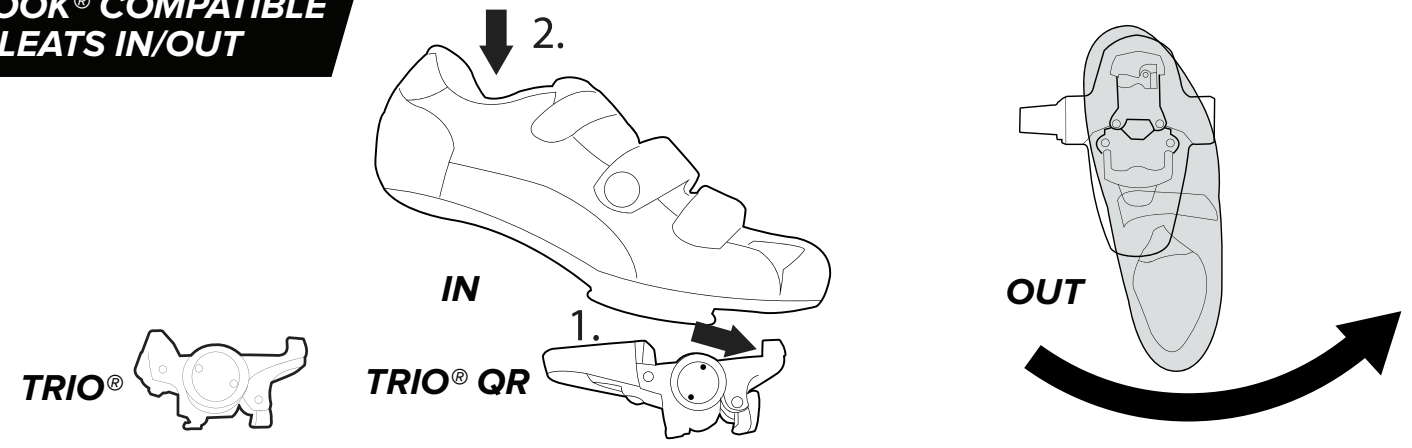
**INSTALLATION: THREADLESS**

Before beginning, turn the Spinner® resistance knob clockwise to lock the flywheel in place. "Left" and "Right" are determined from a seated position on the bike.

Install the pedals according to the graphic below and ensure the pedals are securely tightened. The recommended torque spec is 47-57 Nm or 35-40 ft-lbs.



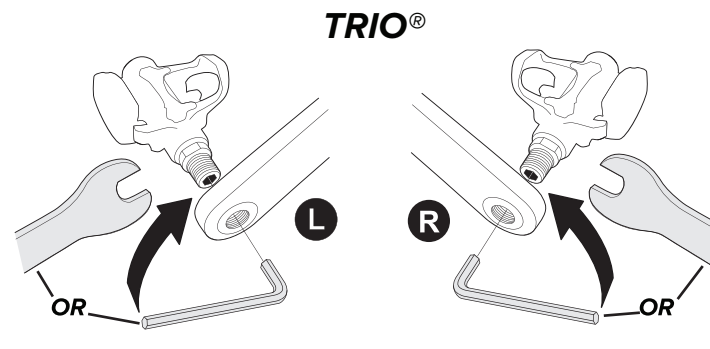
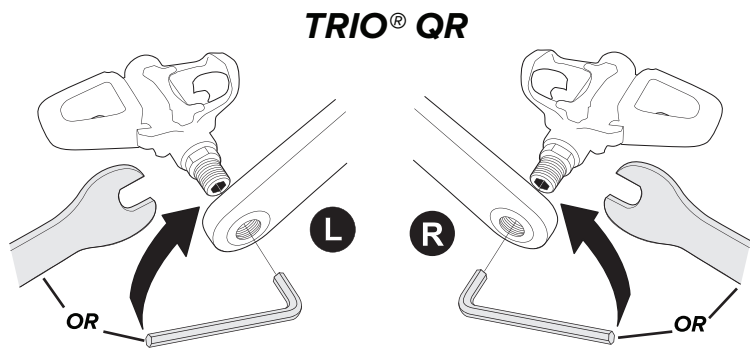
**LOOK® COMPATIBLE CLEATS IN/OUT**



**INSTALLATION: THREADED**

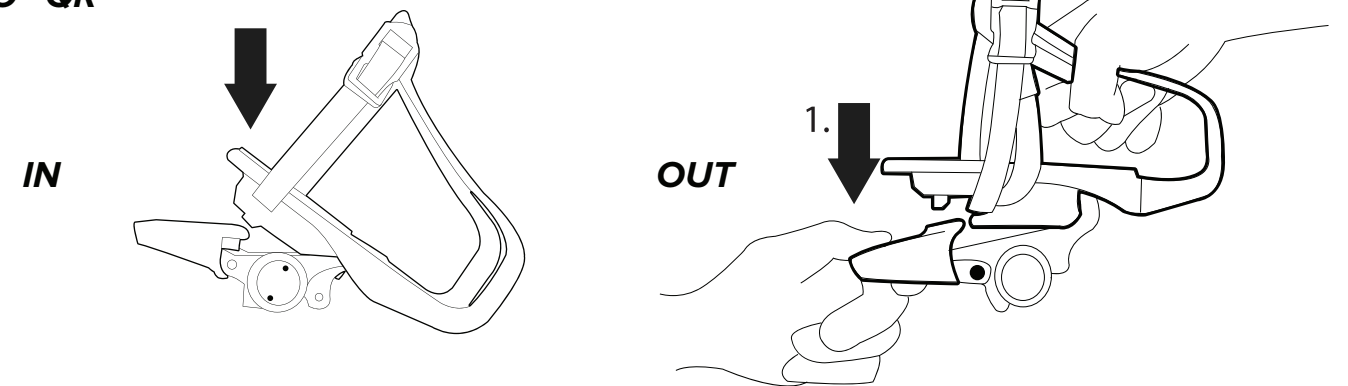
Before beginning, turn the Spinner® resistance knob clockwise to lock the flywheel in place. "Left" and "Right" are determined from a seated position on the bike.

Install the pedals according to the graphic below and ensure the pedals are securely tightened. The recommended torque spec is 35 Nm or 25 ft-lbs.

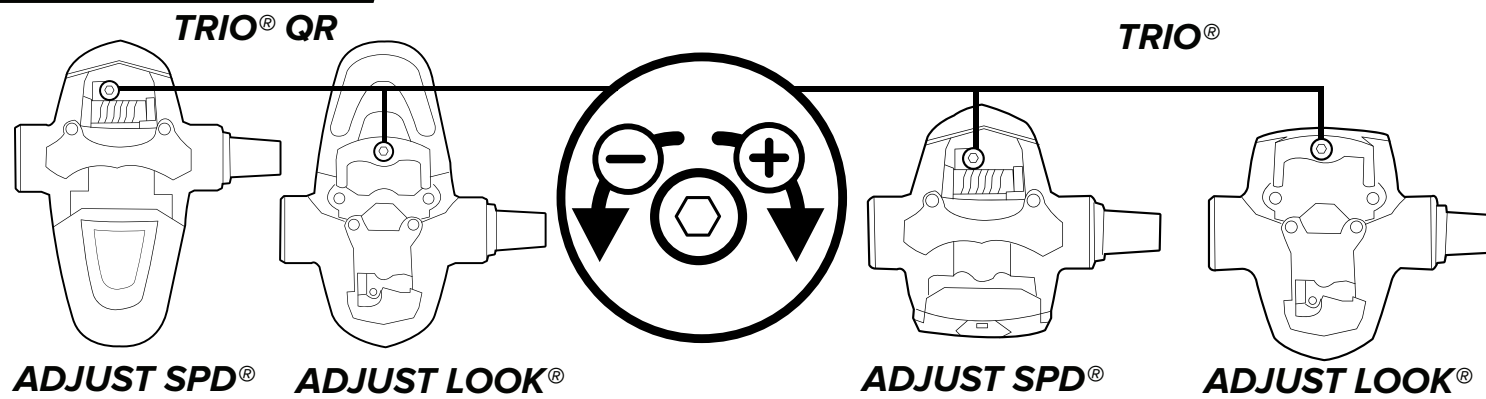


**PLATFORM INSTALL AND REMOVAL**

TRIO® QR

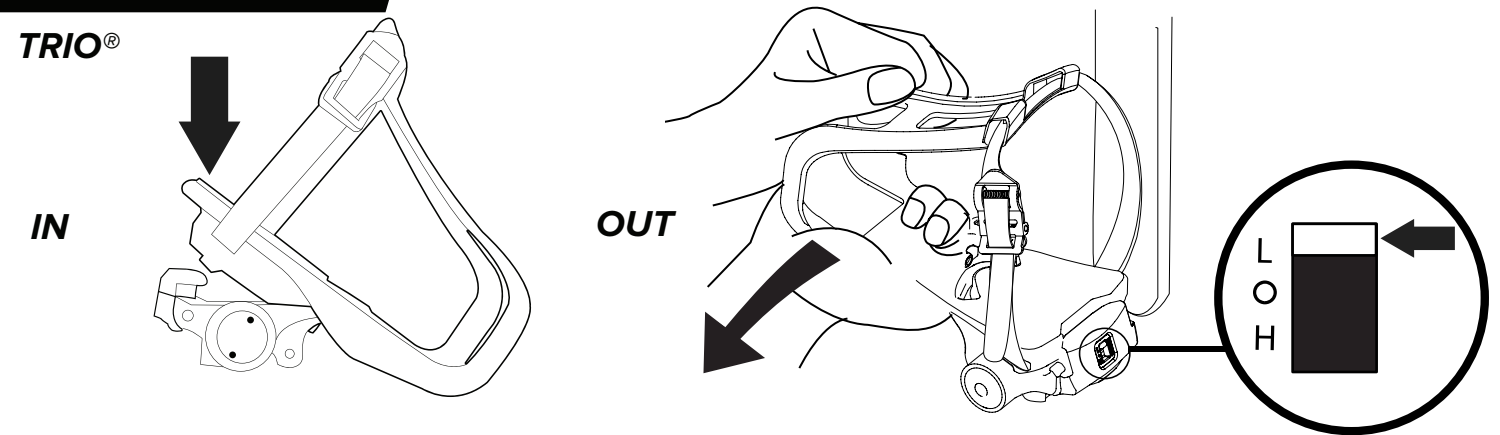


**RELEASE TENSION ADJUSTMENT**

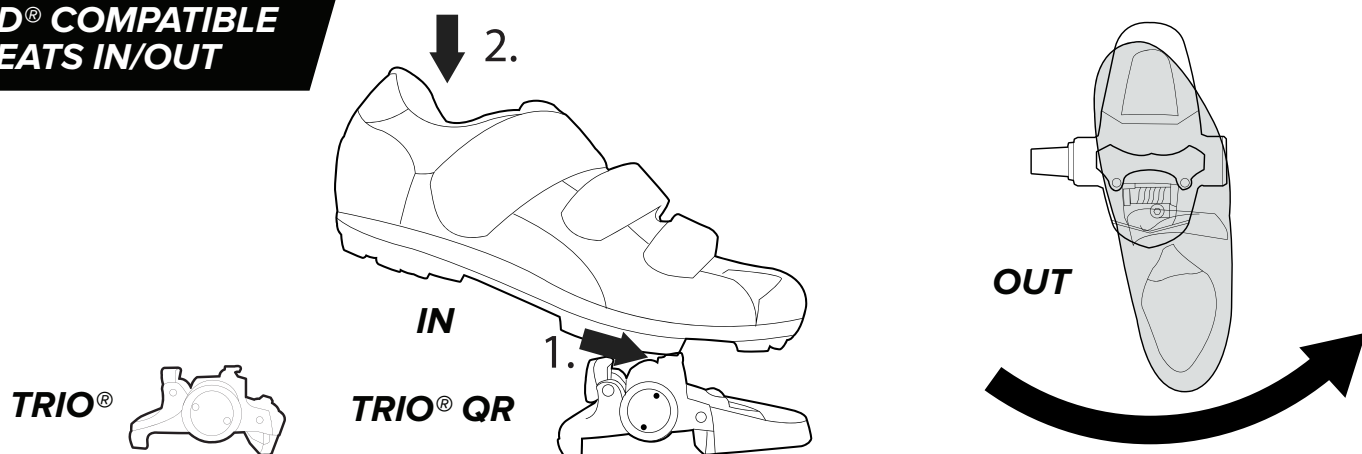


**PLATFORM INSTALL AND REMOVAL**

TRIO®



**SPD® COMPATIBLE CLEATS IN/OUT**



**SECURING THE TOE STRAP**

